

Vogue Inclusions



Contents

Your lifestyle. Your choice.

Your Vogue Home.

Move into your new home with peace of mind that you will have a fully finished, quality home to suit modern day standards. All our inclusions are carefully selected to ensure we are able to meet all the modern comforts without the need for extra costs.

At Vogue Homes we believe in providing a quality, premium product that offers our customers great value for money. We don't just include what is needed in a house, but quality inclusions that will make it feel like a home. With so many options and plenty of design flexibility you can personalise your home to suit your lifestyle.

- Floor plan and façade design flexibility.
- A completed home without spending a cent more.
- Work with an experienced interior designer.



03	Inclusions
04	Kitchen
05	Laundry
06	Bathrooms & Ensuities
10	External Living
13	External & Internal Door Handles and Locks
14	Internal Living
17	Vogue favourite colours
18	Electrical
20	Sustainability & Essentials
21	Index



Inclusions

PLANNING & APPROVALS

- Site inspection & comprehensive Site Report
- All detailed plans for approval, including landscape plans for compliance
- Detailed contour plan
- Site specific soil classification report
- BASIX Certificate
- Certifier and/or Council application fees, including inspection fees.
- Statutory Water Authority approval fee
- Home Owners Warranty Insurances
- Preparation and lodgement of building plans and requirements for Council DA and/or Certifier CDC approval.
- Applications for power, water and gas connections.

FIXED SITE COSTS

- Reinforced environmentally friendly plastic pod slab to engineering details
- Fixed piercing and site costs including, drop edge beams and grading and levelling of site as per plans
- 'H' Class concrete slab
- Site security temporary fence

We understand that building a home is expensive and you want certainty about what you will have to pay. That is why we do our due diligence before we start to ensure we can provide you with Fixed Site costs up front.

SERVICES

- Storm water drains connection to discharge point
- Sewer drain connection to discharge point
- Water connection, including tapping
- Natural gas connect (where available)
- Electrical metering to street mains

Kitchen

CABINETRY

- Polyurethane Kitchen cabinetry
- Soft-close doors and drawers
- Finger pull doors and drawers or a selection of handles
- Four white shelves to pantry/ walk-in-pantry (subject to design)
- Bulkhead above overhead cabinets

BENCHTOPS

- 20mm Caesarstone benchtop
- 900mm wide island bench, including 300mm breakfast bar overhang (subject to design)

SINK & TAPWARE

- Double bowl inset stainless steel sink
- Phoenix Arlo or Teva Mixer Ranges available in Chrome or Matt Black


APPLIANCES

EUROPEAN STAINLESS STEEL APPLIANCES BY OMEGA

- 900mm built-in oven
- 900mm gas cooktop
- Concealed rangehood
- Freestanding dishwasher

ACCESSORIES

- Internal finish microwave space, including power point (subject to design)
- Tiled or window splashback (subject to design)
- Water point to fridge space
- Kitchen design consultation and plans



A Omega Concealed Rangehood **B** Omega 900mm Built In Oven **C** Omega 900mm Gas Cooktop **D** Omega 600mm Dishwasher
E Phoenix Teva Sink Mixer Chrome **F** Phoenix Teva Sink Mixer Matte Black **G** Phoenix Arlo Sink Mixer Chrome **H** Phoenix Arlo Sink Mixer Black
I Soul Double Bowl Sink

Laundry



CAESARSTONE

Intense White	Snow	Osprey
Shimmer	Ocean Foam	Ice Snow
Nougat	Buttermilk	Nordic Loft
Linen	Ginger	Wild Rice
Urban	Atlantic Salt	Oyster
Raven	Jet Black	



- INCLUSIONS**
- Everhard 45Ltr Tub and Cabinet
 - Phoenix Chrome sink mixer
 - Tiled floor, skirting and sink splashback
 - Water and powerpoint provisions for future washing machine and dryer
 - Tiled insert floor wastes to match floor tiles

Bathrooms & Ensuites

TAPWARE

- Phoenix Arlo or Teva sink mixer in chrome or matt black
- Phoenix Teva hand held shower with matching mixers in chrome or matt black
- Phoenix Arlo or Teva bath mixer sets in chrome or matt black

TILES

- Ceramic Floor tiles to all wet areas
- Bathroom / Ensuites tiled floor and walls to 2100 high
- Ceramic floor tiles and 1 row perimeter skirting to walls to powder room and separate WC


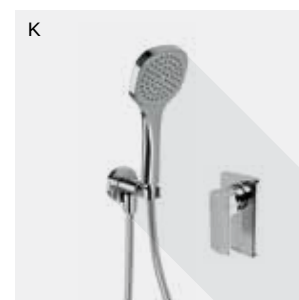
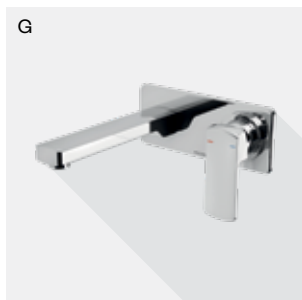


TOILETS

- Forme Soul back to wall toilet suite with soft close seat

ACCESSORIES

- Semi-frameless toughened glass shower screens with frameless pivot door
- Frameless mirror with polished edge to suit vanity
- 1500 freestanding bath or tiled in hob bath
- Phoenix Rarii single towel rails, towel rings and toilet roll holders in chrome or matt black
- Recessed Tiled floor wastes to all wet areas
- Waterproofing to all wet areas, not just the shower





A Phoenix Arlo Bath Mixer Set Chrome **B** Phoenix Arlo Bath Mixer Set Matte Black **C** Phoenix Arlo Basin Mixer Chrome **D** Phoenix Arlo Basin Mixer Matte Black **E** Phoenix Arlo Shower Mixer + Teva Hand Shower Chrome **F** Phoenix Arlo Shower Mixer + Teva Hand Shower Matte Black **G** Phoenix Teva Bath Mixer Set Chrome **H** Phoenix Teva Bath Mixer Set Matte Black **I** Phoenix Teva Basin Mixer Chrome **J** Phoenix Teva Basin Mixer Matte Black **K** Phoenix Teva Shower Mixer + Teva Hand Shower Chrome **L** Phoenix Teva Shower Mixer + Teva Hand Shower Matte Black **M** Forme Vancouver Freestanding Bath **N** Forme Oval Freestanding Bath **O** Forme Soul BTW Toilet Suite

Bathrooms & Ensuites

VANITIES

- Forme wall hung customisable vanities, available in 4 different colour options (size of vanity is subject to design and size of bathroom)



A Mount Albert customisable wall-hung white gloss vanity with polymarble top **B** Mount Albert customisable wall-hung white gloss vanity with porcelain top
1 Dark Chocolate - Textured **2** Walnut - Textured **3** Light Ash - Textured **4** White Gloss Polyurethane



We understand that having options to personalise your new home is important. That's why we have teamed up with Forme to offer customisable vanities.

External Living

ROOF

- Monier tiled roof available in Elabana or Atura profiles with A-Line or Lapped ridging
- Sarking to roof
- Colorbond gutter and quad fascia

EXTERNAL FINISHES

- Brickwork from Vogue's Austral Brick ranges
- Cement render in painted finish (subject to design)
- James Hardie Horizontal cladding (subject to design) painted with Taubmans All Weather Exterior
- Colour through and sealed driveway
- Tiled porch, alfresco and balcony (subject to design) under main roof

WINDOWS & SLIDING DOORS

- Powder coated aluminium frames
- Available in Colorbond colours plus more
- Translucent or privacy glass to bathroom/WC/Ensuite windows (subject to design)
- Flyscreens to all operable windows

GARAGE

- Automatic Panelift garage doors
- 2 automatic garage remote controls plus wall mounted
- Woodgrain finish, with four design profile options
- Available in Colorbond Colours
- Garage internally finished with plasterboard, skirting and cornice
- Brickwork above garage door for better finish


THE FINER DETAILS

- 90mm timber wall frames
- H2F termite resistant treated timber frame and roof trusses
- 450mm wide eaves (subject to design)
- 1 garden tap point plus 1 rainwater tank tap
- 1 external gas point to under main roof alfresco







WILDERNESS DESIGN



Blackberry




Blackbutt




Blue Gum




Grey Gum



Mahogany




Rosewood




Silver Birch

WHITSUNDAY




Brampton




Orpheus


EVERYDAY LIFE




Engage




Escape




Freedom



Leisure




Stimulate




Unwind


OLD COLONIAL



Amber Glow




Ruff




Red


URBAN ONE




Chiffon



Latte



Pepper




Silver

External Living - Entry Doors

ENTRY DOORS

- Available from our Vogue range with Corinthian Doors; Slimlite, Madison and Urban
- 1200mm wide front entry door

Our Vogue range with Corinthian Doors will allow you to personalise your façade. With three design ranges and your choice of paint colour, you will be able to stand out from your neighbours.






- A** Corinthian Doors Slimlite Hinged Entry Door Range
B Corinthian Doors Madison Hinged Entry Door Range
C Corinthian Doors Urban Hinged Entry Door Range

External & Internal Door Handles and Locks


EXTERNAL

- Lane single or double cylinder front door lock from the Vogue range: Buckingham, Cambridge and Tovetto finished in brushed satin or polished



INTERNAL

- Lane passage sets from the Vogue range: Buckingham, Cambridge and Tovetto finished in brushed satin or polished



A Corvan Buckingham in Brushed Satin **B** Corvan Cambridge in Brushed Satin **C** Corvan Tovetto in Brushed Satin
D Buckingham Passage Polished **E** Cambridge Passage in Brushed Satin **F** Tovetto Passage in Brushed Satin

Internal Living

INTERNAL FINISHES

- 2700mm high ceilings to ground floor and 2400mm
- Boral Cove 90mm cornices throughout the home
- 67mm x 18mm half splayed pine skirting and architraves

INTERNAL DOORS

- Choice of internal doors from Vogue's Corinthian door ranges: Deco, Impressions and Motive
- Metal and rubber door stops to all doors

STAIRCASES AND VOIDS

- MDF treads and risers to staircase, finished with carpet (subject to design)
- Stainless steel or wrought iron balustrades with painted pine handrail, stringers and posts (subject to design)


STORAGE

- Built-in bedroom wardrobes includes a fixed shelf with 1 hanging-rail
- Framed sliding mirror doors to all built in wardrobes
- 4 fixed shelves to built-in linen
- Cloak cupboards include one fixed shelf and hanging-rail (subject to design)

FLOOR COVERINGS

- Carpet to all bedrooms, stairs, first floor living and separate living/media (subject to design)
 - Floor tiles to all ground floor living, bathrooms, ensuite, powder rooms and WC
 - Over 40 standard floor tiles available for selection
 - 600x600mm floor tile available
-





- A** Corinthian Doors Deco Internal Door Range
- B** Corinthian Doors Impressions Internal Door Range
- C** Corinthian Doors Motive Internal Door Range






Vogue's Favourite Colours

- Taubmans Endure Quality system to internal walls
- Taubmans Endure water-based enamel to woodwork

Alongside Taubmans, we are happy to offer our customers their Endure Interior Paint. Taubmans Endure range is one of the best performing premium paints on the market, scientifically proven to deliver superior paint protection. Taubmans Endure is Asthma Council Approved, wash resistant, stain resistant, scrub resistant and inhibits mould and mildew.



A Calico Beige B Marble Mist C Stonebridge D Winter Ice
E Storm Front F June Fog G Gemini Silver H Ageless
I Silver Pendant J White Spirit K Smooth Pebble L Phantom Dream






Electrical

CONNECTION

- Downlights to ground floor main living areas and hallways, including kitchen.
- Oyster lights to bedrooms, separate living/media and study
- 2-in-1 exhaust fan heater and light combination to bathroom and ensuite
- Oyster light to powder room's and separate WC's
- NBN ready home with smart wiring hub[#]
- 2 free to air TV points, 1 paid TV points and 1 data point[#]
- External antenna to roof
- Double power points throughout
- Single power points to dishwasher, fridge, washing machine, microwave, cooktop
- Alarm with 2 keypads and 3 sensors for single storey homes and 3 keypads and 4 sensors for double storey (subject to design)[#]
- Intercom doorbell with an internal visual panel⁺
- 1 external weatherproof double power points[#]
- 2 external double spotlight with sensors⁺
- 1 fluorescent linear light to each car space in garage⁺
- Externally recessed electrical meter box
- Allowance for underground connection

AIR-CONDITIONING

- Actron fully ducted Air Conditioning Day/Night zoning system to suit size of home*. Includes an Actron white control panel.



A Clipsal White LED Downlight B Video intercom visual panel C Clipsal Iconic Double Power Point
D Clipsal Iconic Single Light Switch E Alarm Keypad F Square Multi-directional Ducted Air-conditioning Outlet
G Round Ducted Air-conditioning Outlet H Actron Air White Control Panel
If no natural ventilation is present, an exhaust plus light will be installed[^]



Sustainability

At Vogue Homes we believe in looking after our environment. On every home we obtain a BASIX Certificate to ensure we are building sustainably. The BASIX considers measures to reduce household electricity and water and overall household running costs by meeting sustainability targets.

- CONNECTIONS**
- New gas and electrical connections will be provided with an energy retailer on your behalf so hot water and power is available as soon as you move in. You will have the option to move to an energy provider of your choice after handover

- GAS/
PLUMBING**
- Natural Gas provision to kitchen cooktop
 - Natural Gas Instantaneous Hot Water unit 26litre, 50 degrees
 - 1 gas bayonet installed in your preferred locations, ground floor only
 - 1 gas bayonet installed in your preferred location externally
 - 2x External Garden Taps
 - 3000 litre Slimline Rainwater tank in natural Colorbond colours (subject to BASIX requirements)

- INSULATION**
- Included to reduce heat transfer through the roof and exterior walls of your home, improving your home's comfort and energy efficiency
 - Bradford R2.5 thermal insulation batts to external cavity walls of all living rooms including wall between garage and living space, excluding external garage wall
 - Bradford R4.1 thermal ceiling insulation batts; excluding garage, porch and alfresco

- RECYCLING**
- Where possible, Vogue Homes takes all precautions to recycle and dispose of waste in the most environmentally friendly way possible
 - All gyprock off cuts are collected and recycled
 - Waste onsite is collected in a designated area. These areas are caged off to restrict the spread of waste to surrounding areas and to ensure all rubbish is collected.

Essentials

ESSENTIALS

- Smoke detectors installed to meet Australian Standards.
- 180 day maintenance period
- Statement of Environmental Effects
- Certified Hydraulic Plans (subject to design and requirements)
- Certified Structural Engineers
- Surveyor peg out and identification surveys
- All weather access driveway
- Termite barrier protection
- Scaffolding and fall protection
- Safe Site preparation and WHS compliance
- Regular WHS site inspections
- Compliance to BCA requirements
- Quality workmanship from start to finish
- Over 30 years building experience

OUR SERVICES

- Initial site inspection, including a full report
- Tailored services to suit individual customer needs including in-house consultations
- Meet with our qualified interior designer
- Support and reliability throughout the build process
- Direct contact with your own supervisor for personalised service and regular updates, including site meetings.
- Full priced upfront Right! Price Tender.

Your Vogue Home Inclusions

SERVICES & SITE COSTS

p.3

- Free site inspection including a comprehensive Site Inspection Report.
- Detailed plans, including compliant landscape plans, shadow diagrams and all other required plans.
- Detailed contour plans.
- Site specific soil classification report.
- Detailed engineer plans for concrete slab and associated costs.
- BASIX Certificate & requirements (including rainwater tank).
- Certifier and/or Council application fees.
- Preparation and lodgement of building plans and requirement for Council DA or Certifier CDC development.
- Statutory water authority approval fees.
- Home Owners Warranty.
- Workplace, health and safety requirements and environmental requirements.
- Scaffolding and fall protection as required.
- Surveyor peg out and identification surveys.
- Applications for power, water and gas connections.
- Reinforced environmentally friendly plastic pod slab to engineering details.
- Fixed piling and associated site costs, including grading and levelling of site.
- 'H' class concrete slab.
- Site Security temporary fence and onsite chemical toilet.
- Sediment control barriers (as required).
- All weather access (as required).
- Storm Water drains connected to discharge point.
- Sewer Drain Connected to discharge point.
- Water Connection including water tapping.
- Natural gas connection (if available).
- Electrical metering to street mains.

KITCHEN

p.4

- Polyurethane cabinets with soft close drawers and doors.
- Finger pull or a selection of handles to doors and drawers.
- 4 melamine shelves to pantry/walk-in pantry (subject to design).
- Door to walk-in pantry from Vogue's range with Corinthian Doors: Motive, Impressions and Deco.
- Bulkhead above overhead cabinets.
- Internal finish microwave space, including power point (subject to design).

- Caesarstone 20mm benchtop available in a wide range of colours.
- 900mm wide island bench, including 300mm breakfast bar overhang (subject to design).
- Double bowl inset stainless steel sink.
- Phoenix Arlo or Teva sink mixer tap in chrome or matt black.
- Water point to fridge space.
- OMEGA 900mm built-in oven, OMEGA 900mm gas cooktop, OMEGA concealed range hood and OMEGA freestanding dishwasher.*
- Tiled or window splashback (subject to design).
- Kitchen design consultation and plans.

LAUNDRY

p.5

- Everhard stainless steel 45 litre tub and cabinet.
- Phoenix chrome sink mixer.
- Water and power point to future washing machine.
- Ceramic floor tiles and 1 row perimeter skirting to walls.
- Tiled insert floor wastes to match floor tiles.
- Corinthian flush panel external Laundry Doors.
- External Lane door furniture from the Calletta or Montebello range.

BATHROOM

p.6

- Forme wall hung customisable vanities, available in 4 different colour options (subject to bathroom design and size).
- Phoenix Arlo or Teva sink mixer in chrome or matt black to all basins.
- Phoenix Teva hand held shower with matching mixers in chrome or matt black to showers.
- Phoenix Arlo or Teva bath mixer sets in chrome or matt black.
- Forme Soul back to wall toilet suite with soft close seat and lid to bathrooms, ensuites, powder rooms and WC.
- Semi-frameless toughened glass shower screens with frameless pivot door.
- Freestanding bath or in hob bath to main bathroom (subject to design).
- Chrome pop-up plug to bathtub and all vanities.
- Frameless polished edge mirror to match width of vanity.
- Phoenix Radii single towel rail in chrome or matt black to bathroom and ensuite.

- Phoenix Radii towel rings in chrome or matt black to all bathrooms, ensuite, powder rooms and WC.
- Phoenix Radii toilet roll holder to bathrooms, ensuite, powder room and WC.
- Ceramic floor tiles and walls to 2100mm high to all bathrooms.
- Ceramic floor tiles and 1 row perimeter skirting to walls to powder room and separate WC.
- Tiled insert floor wastes to match floor tiles.
- Waterproofing to the entire of wet area (not just the shower).

EXTERNAL LIVING

p.10

- 'H' class concrete slab.
- Reticulated termite protection system (Australian Standard AS3660:14).
- H2F termite resistant treated timber frame and roof trusses.
- 90mm timber wall frame.
- 450mm wide eaves (subject to design).
- Monier tiled roof available in Elabana or Atura profile with A-line or lapped ridging.
- Sarking to the entire roof.
- Colorbond gutter and quad fascia.
- Brickwork from Vogue's Austral Brick ranges: Wilderness Design, Whitsunday, Everyday Life, Old Colonial and Urban One.
- Cement render in painted finish (subject to design).
- James Hardie Horizontal cladding (subject to design) painted with Taubmans All Weather Exterior.
- Automatic Panelift garage door available in Colorbond colours with a woodgrain finish and four different profile options.*
- 2 automatic garage remote controls plus wall mounted panel.*
- Brickwork above garage door.*
- Garage internally finished with plasterboard, skirting and cornice.*
- Colour through and sealed driveway.*
- Tiled porch, alfresco and balcony (subject to design) under main roof.
- Powder coated aluminium window and sliding stacker door frames, available in Colorbond colours plus more.
- Privacy glass to bathroom, ensuite, WC and powder room windows (subject to design).
- Flyscreens to all operable windows.

- 1200mm wide front entry door from Vogue's Corinthian door ranges: Madison, Urban and Slimlite (subject to design).
- Lane single or double cylinder front door lock from the Vogue range: Buckingham, Cambridge and Tovetto finished in brushed satin or polished
- 1 garden tap point plus 1 rainwater tank tap.*
- 1 external gas point to under main roof alfresco.*

INTERNAL LIVING

p.14

- 2700mm ceiling height to ground level and 2400mm to first floor (subject to design).
- Boral Cove 90mm cornices throughout, including garage.
- 67mmx18mm half splayed pine skirting and architraves with painted finish.
- Choice of internal doors from Vogue's Corinthian door ranges: Deco, Impressions and Motive.
- Choice of Lane passage sets from the Vogue range: Buckingham, Cambridge and Tovetto finished in brushed satin or polished.
- Metal and rubber door stops to all doors.
- MDF treads and risers to staircase, finished with carpet (subject to design).
- Stainless steel or wrought iron balustrades with painted pine handrail, stringers and posts (subject to design).
- Framed sliding mirror doors to all built in wardrobes.
- Built-in bedroom wardrobes includes a fixed shelf with 1 hanging-rail.
- 4 fixed shelves to built-in linen.
- Cloak cupboards include one fixed shelf and hanging-rail (subject to design).
- Carpet to all bedrooms, stairs, first floor living and separate living/media (subject to design).
- Floor tiles to all ground floor living, bathrooms, ensuite, powder rooms and WC.
- Over 40 standard floor tiles available for selection.
- 600x600mm floor tile available.
- Taubmans Endure Quality paint system to internal walls.
- Taubmans Endure water-based enamel to woodwork.

ELECTRICAL

p.18

- Downlights to ground floor main living areas and hallways, including kitchen.
- Oyster lights to bedrooms, separate living/media and study.
- 2-in-1 exhaust fan heater and light combination to bathroom and ensuite.
- Oyster light to powder room's and separate WC's. If no natural ventilation is present, an exhaust plus light will be installed.
- NBN ready home with smart wiring hub.*
- 2 free to air TV points, 1 paid TV points and 1 data point.*
- External antenna to roof.
- Double power points throughout.
- Single power points to dishwasher, fridge, washing machine, microwave, cooktop.
- Alarm with 2 keypads and 3 sensors for single storey homes and 3 keypads and 4 sensors for double storey (subject to design).*
- Intercom doorbell with an internal visual panel.*
- 1 external weatherproof double power points.*
- 2 external double spotlight with sensors.*
- 1 fluorescent linear light to each car space in garage.*
- Externally recessed electrical meter box.
- Allowance for underground connection.
- Actron fully ducted Air Conditioning Day/Night zoning system to suit size of home*. Includes an Actron white control panel.*

SUSTAINABILITY

p.20

- New gas and electrical connections will be provided with an energy retailer on your behalf so hot water and power is available as soon as you move in. You will have the option to move to an energy provider of your choice after handover.
- Natural gas provision to kitchen cooktop.
- Natural Gas Instantaneous Hot Water unit 26litre, 50 degrees.
- 1 gas bayonet installed in your preferred locations, ground floor only.
- 1 gas bayonet installed in your preferred location externally.*
- Bradford R2.5 thermal insulation batts to external cavity walls of all living rooms including wall between garage and living space, excluding external garage wall.

- Bradford R4.1 thermal ceiling insulation batts; excluding garage, porch and alfresco.
- 3000 litre Slimline Rainwater tank in natural Colorbond colours (subject to BASIX requirements).*

ESSENTIALS

p.20

- Smoke detectors installed to meet Australian Standards.
- 180 day maintenance period.
- Statement of Environmental Effects.
- Certified Structural Engineers.
- Certified Hydraulic Plans (subject to design and requirements).
- Surveyor peg out and identification surveys.
- All weather access driveway.
- Termite barrier protection.
- Scaffolding and fall protection.
- Safe Site preparation and WHS compliance.
- Regular WHS site inspections.
- Compliance to BCA requirements.
- Quality workmanship from start to finish.
- Over 30 years building experience.

OUR SERVICES

p.20

- Initial site inspection, including a full report.
- Tailored services to suit individual customer needs including in-house consultations.
- Meet with our qualified interior designer.
- Support and reliability throughout the build process.
- Direct contact with your own supervisor for personalised service and regular updates, including site meetings.
- Full priced upfront Right! Price Tender.

* Air-conditioning has been based on a standard house type only. Should you choose to extend or remodel the home, the capacity of the Day/ Night air-conditioning may have to be adjusted to suit and may incur a cost to the customer.

+ Not available / not applicable to the granny flat of dual living home designs.

For Home and Granny Flat designs, the granny flat includes an Actron split air-conditioning unit, OMEGA 600mm oven, OMEGA 600mm cooktop OMEGA 600mm range hood, OMEGA dishwasher (subject to design), 1 TV point, 1 data point, TV antenna, 1 garden tap, 1 gas point, 26 litre Natural gas instantaneous hot water system, alarm with 1 keypad and 2 sensor. No rainwater tank to granny flat.

TERM & CONDITIONS:

Excludes duplex homes. Refer to current Vogue Duplex Inclusions for a complete list of inclusions relating to duplexes. Speak to a Vogue representative to consult on how your inclusions will work with your new home floor plan. There may be additional charges should you choose a flat roof facade due to the constraints with installation, speak to your new home consultant for more information. Where an item is required to be upgraded or substituted due to site specific requirements of an Authority, including but not limited to compliance with matters such as hydraulics, acoustics and/or window glazing, additional costs may apply. A standard rainwater tank of 3000 litres in provide for all standard homes, where BASIX requires, changes may be needed and will be considered at the time of receiving BASIX certificate. Images in Vogue Homes brochures may depict finished and fixtures that are not supplied by Vogue Homes or included in the home pricing, including but not limited to, retaining walls, landscaping, barbecues, decks, furnishing, chandeliers/ lighting, decorative features and fixtures, pools and water features. Any item not listed in the inclusions will be an additional cost to the client. Vogue Homes reserves the right to amend or substitute items and/or suppliers without notice at any time. Speak to a Vogue Homes consultant for further information.

The Vogue Difference

(02) 9607 9554

sales@vogue-homes.com.au

vogue-homes.com.au